

## FEATURES + BENEFITS



### OUTSTANDING THERMAL INSULATION

**U<sub>f</sub>** : 1.1 – 1.6 W/m<sup>2</sup>K

**U<sub>w</sub>\*** : 1.4 W/m<sup>2</sup>K with double glazing (U<sub>g</sub>: 1.0)

**U<sub>w</sub>\*** : 1.1 W/m<sup>2</sup>K with triple glazing (U<sub>g</sub>: 0.6)

**U<sub>w</sub>\*\*** : 0.81 W/m<sup>2</sup>K with triple glazing (U<sub>g</sub>: 0.5)

Three insulation levels:

- ▶ Optimized **foam-filled insulation zone (ELVIAL I<sup>2</sup> Technology)** that ensures excellent isothermal flow of the window.
- ▶ **Multi-chamber polyamide bars 34mm** with glass fibers reinforcement 25%, (PA6.6 25 GF), for excellent insulation and extra rigidity.
- ▶ Specially designed **central gasket with 5 cavities** that covers all the polyamide surface, **glazing gaskets with fins** and **perimetrical insulation** with low density polyethylene, for effective heat transfer minimization.



### SECURITY

Certified **RC2 (WK2) security level**, with up to **21 perimetric locking points**.



### DURABILITY FOR A LIFETIME

**Width** up to 1.600mm / sash ■ **Height** up to 2.400mm

**Weight** up to 130kg / sash ■ **Glazing** up to 60mm

Perfect functionality:

- ▶ **3 Axis polyamide alignment corners** with channels for **glue inflow**, for extra rigidity of the final product.
- ▶ **Corner Joints** with specially designed **recesses to fasten the hinge pins** absorbing the glazing weight and ensuring long lasting operation of the final product.
- ▶ Re-enforced profile wall thickness (1.5 – 2.0 mm) with **high values of moment of inertia**, suitable for wide and complex constructions.



### ADVANCED SEALING SYSTEM, CONSISTED OF:

- ▶ Innovative **Mullion End Cap** made of **TPV + EPDM** to seal perfectly onto the profile, ensuring excellent watertightness.
- ▶ EPDM **Gasket Corners** for the central gasket and the outer glazing gasket.
- ▶ **Special drainage channels** on the frame and on the sash, which prevent water from flowing to the inner part of the profile.



**BASIC SYSTEM DEPTH:** 77mm




**MINIMUM FACE WIDTH F-S:** 109.5mm




### SOUND REDUCTION

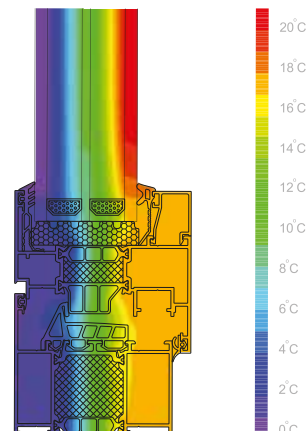
Certified **43Db** Sound Reduction.



XCLUSIVE 86i<sup>2</sup> Multilock



XCLUSIVE 85i<sup>2</sup> Camera Europea



XCLUSIVE 86i<sup>2</sup> Multilock  
Isothermal Flow

\* One sash construction 1.400mm X 1.400mm

\*\*One sash construction 1.600mm x 2.400mm